


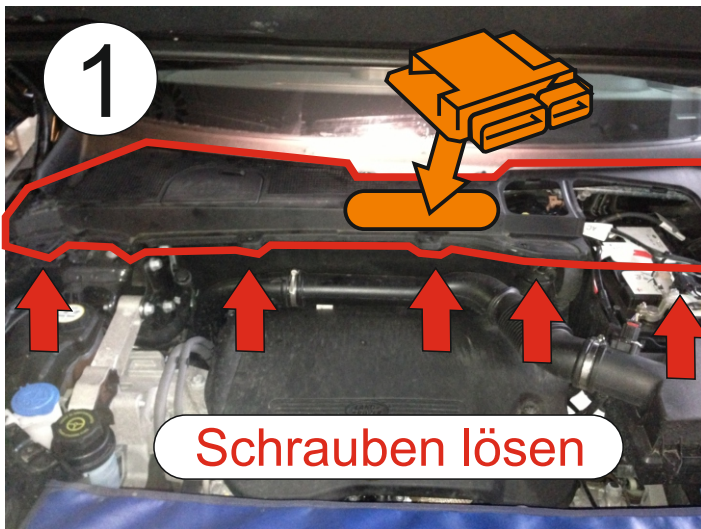


Demontage Steuergerät

LAND ROVER
Freelander



- 1 - Schrauben lösen
- Deckel entfernen
- 2 - Laschen in Pfeilrichtung öffnen
- 3 - 2 Klipps eindrücken
- 4 - Steuergerät in Pfeilrichtung herausziehen